

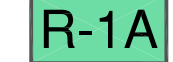










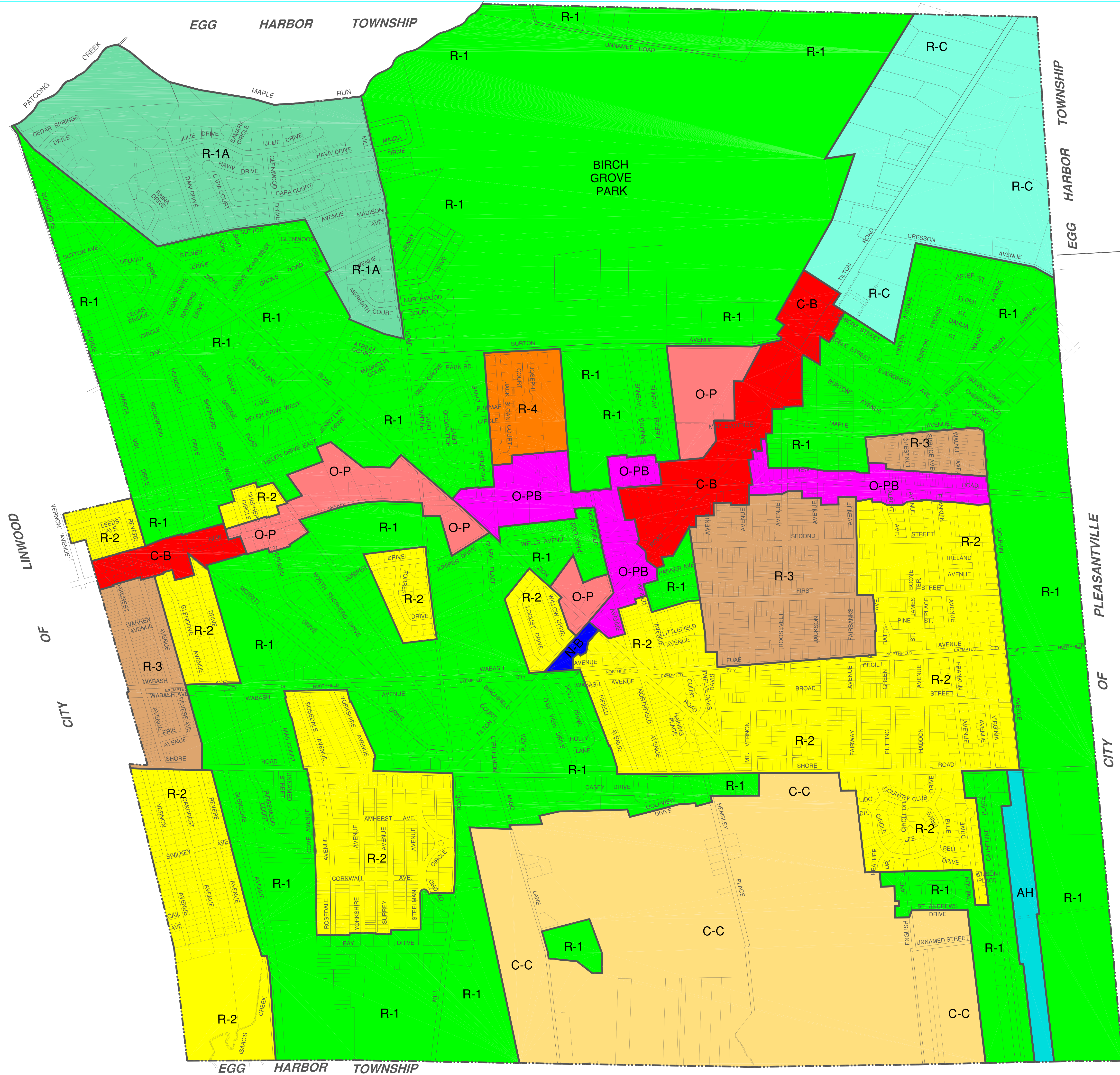


LEGEND

-  MUNICIPAL BOUNDARY
-  R-1 R-1 SINGLE FAMILY 3-4 DU/AC
-  R-1A R-1A SINGLE FAMILY 3-4 DU/AC-VARIABLE LOT SIZE
-  R-2 R-2 SINGLE FAMILY 4-5 DU/AC
-  R-3 R-3 SINGLE FAMILY 6-7 DU/AC
-  R-4 R-4 SINGLE FAMILY
-  AH AH ADULT HOUSING 15 DU/AC
-  N-B N-B NEIGHBORHOOD BUSINESS
-  C-B C-B COMMUNITY BUSINESS
-  R-C R-C REGIONAL COMMERCIAL
-  O-P O-P OFFICE PROFESSIONAL
-  O-PB O-PB OFFICE PROF. BUSINESS
-  C-C C-C COUNTRY CLUB



MATTHEW F. DORAN
 N.J. P.E. & P.L.S., LIC. No. 26273
 N.J. P.P. LIC. No. 2292
 P.A. P.E. LIC. No. 31291-E

PATRICK J. DORAN
 N.J. P.E. LIC. No. 12908
 N.J. P.P. LIC. No. 1997
 P.A. P.E. LIC. No. 27233-E

DORAN
 ENGINEERING P.A.
 ENGINEERS - SURVEYORS - PLANNERS
 840 NORTH MAIN STREET
 PLEASANTVILLE, N.J. 08232
 Telephone: (609) 646-3111 Fax: (609) 641-0592

ZONING MAP
 1600 SHORE ROAD
 CITY OF NORTHFIELD
 ATLANTIC COUNTY, NEW JERSEY

| REVISIONS | | |
|-----------|----|-------------|
| DATE | BY | DESCRIPTION |
| | | |
| | | |

| | |
|-----------------|----------|
| DWN: JST | CKD: MFD |
| SCALE: N.T.S. | |
| DATE: 9/22/2010 | |
| PROJECT: 11545 | |
| SHEET: 1 OF 1 | |